

# Crimestompers' Coloring Book

How to Play  
Sam & Max  
Hit the Road™



<http://www.replacementdocs.com>

## About Sam & Max Hit the Road™

Welcome, Crimestompers! Before we hit the road with Sam & Max™ in pursuit of hyperthyroid thugs and sinister Sasquatch-nappers, you need a few facts on the case from the files of the Freelance Police:

It started simply enough with a call from the Commissioner. Soon Sam & Max were screaming down the highway (they have to scream since their siren broke) to the Kushman Bros. Carnival, where they learned that Bruno the Bigfoot and Trixie the Giraffe-Necked Girl had disappeared. They soon discovered this was part of a larger pattern of bigfoot disappearances, and all the clues would take them on a meandering romp across tacky U.S. tourist traps.

Solving this case is up to you! You direct the actions of Sam & Max, tearing down the road with mayhem on their minds and Corn Duds™ on their breath, on a peril-fraught mission to make the world safe for Sasquatches and sentient mammals everywhere!

If this is your first computer adventure game, be prepared for an entertaining challenge. Be patient, even if it takes a while to figure out some of the puzzles. If you get stuck, you might want to solve another puzzle first, find and use a new object, or highway surf for a while. Stick with it and use your imagination... you and the Freelance Police *will* eventually bag your perpetrator!



## Playing the Game

To start the game on your computer, please use the computer reference card included with the game. It contains all the instructions specific to your computer.

As the story opens, Sam & Max are hanging out at their office when the phone rings. These non-interactive sequences are known as "cut-scenes" – short, animated sequences, like scenes from a movie – which can provide clues and information about the characters. Cut-scenes are also used to show special animated sequences, such as when Sam & Max deliver the goods in Bosco's Market. When you are viewing a cut-scene, you do not direct the action.

You begin directing Sam's actions as soon as the phone call is over. Max sort of does his own thing and follows along. If you **have** played an adventure game before, you may be saying, "Where's my inventory? Where's my interface?" Don't worry. We wouldn't leave you without an interface or inventory. Start clicking the right mouse button to cycle through the various verb icons:

### Verb Icon Function



Go in/out of inventory box



Look at



Cannot look at



Pick up



Cannot pick up



Talk to



Cannot talk to



Use



Cannot use




Walk (default)



Stand still



Use Max



These verb icons are also located in the inventory box (except the "walk" verb).

If you run any of the verb icons over a "hot spot" on the screen, the icon will animate. For example; move the closed eye icon over the TV set in the office. The eyeball will open. Now click your left mouse button and see what happens. Try the "use" icon with the TV.

To pick up an item, click the right mouse button until the pick-up icon comes up, and then click the left mouse button on the object you wish to pick up. The cursor will then become the object and you may then place it in your inventory box. You can also use an object in your inventory either with another inventory object or with an object on the screen.

The Max verb icon has a special function, as it enables Sam to enlist Max's help at certain points in the game. With the "Max" cursor, click on any object (inanimate or animate) that you think needs Max's help.

## Talking to Characters

There are plenty of characters in the game with whom you can converse. Nearly everyone Sam & Max meet will have something to say, whether friendly or unfriendly...helpful, or unhelpful! Often, you can talk with someone at one point in the game, and

then return to him or her later to get new information. What you learn and discover in another area may open more conversational topics with someone to whom you've previously spoken. You may even have more than one question to ask certain characters. To talk with characters, right click through the cursor options until you see the mouth, or TALK TO option. Move it to the character you wish to talk to, and, when the mouth opens, left click on the character.

During a conversation, you select what Sam may say by choosing icons.

### Dialogue Icon

### Function



Question



Declaration



Non-sequitur



Stop

You may also see other icons on the dialogue icon line. These represent subjects for conversations. For instance, if Sam is talking to someone and you click on the Bruno the Sasquatch icon, Sam will ask about Bruno.



Don't worry – we'll never punish you for selecting the "wrong" or funny dialogue function. After all, you're playing this game to have fun, aren't you? Well, aren't you?!?!)

## Function Keys

To save your progress in a game, enabling you to turn the computer off and start again later in the same place, use the save feature. Simply press the Save/Load Game function key (F1 or F5 on most computers – see your reference card for more information).

To load a game you have saved, use the Save/Load Game function key any time after *Sam & Max Hit the Road* has started.

To bypass a cut-scene, press the ESC key, or press both mouse/joystick buttons at once. See your computer reference card for details. After you've played *Sam & Max Hit the Road* several times (and who wouldn't), you may want to use this function to skip over scenes you have seen before.

To restart the game from the beginning, press the key indicated on your reference card (F8 on most computers).

To pause the game, press the SPACE BAR. Press it again to resume play.

To adjust the speed of the Message Line to suit your reading speed, press the keys indicated on your reference card (+ and - on most computers). When

you've finished reading a line of dialogue, you can press the Done key (the period "." on most computers) to clear the line and proceed (this does not work if the characters are speaking in digitized voice).

Use the keys indicated on your reference card to adjust the music volume (hard brackets – [ and ] – on most computers) and the digital sound volume (semicolon – ; and apostrophe – ' on most computers). If your sound card has a volume control, make sure it is set higher than level zero before using the keyboard controls to fine-tune the volume level.

To quit the game, press the key combination indicated on your reference card (Alt-X on most computers). If you plan to return to the game you're presently playing, remember to save the game before quitting.

## Screen Savers

Don't panic if you get up to answer the phone and when you come back it looks as if your screen is melting or has been invaded by tiny Sams & Maxes. We have included as a *\*special free feature\** a number of entertaining screen savers to protect your monitor. Merely click your mouse, and everything should return to normal. If not, *then* you can panic.



**NORMAL INTERFACE KEYS:**  
 w - cursor changes to walk-to  
 t - cursor changes to talk-to  
 u - cursor changes to use  
 p - cursor changes to pick-up  
 l - cursor changes to look-at  
 o - if there's an object on the cursor cycle, the cursor will change to it  
 e - if there's an object on your cursor, sam will look (eyeball, if you will) at it (this saves the trouble of having to put objects back in the inventory to look at them)  
 i - toggle inventory off and on  
 d - cycle cursor forward through the inventory  
 a - cycle cursor backward through the inventory  
 s - jump cursor to end of inventory  
 z - jump cursor to start of inventory

**GENERALLY USEFUL KEYS:**  
 b - flip game in and out of film noir (black & white) mode  
 v - flip game in and out of dummy verb mode, where verb cursors have names under them.  
 q - quits mini-games (Wak-A-Rat™, Hiway Surfin'™, CarBomb™ etc.)  
 -/= - decrease/increase text speed  
 [/] - decrease/increase music volume  
 ;/' - decrease/increase sfx volume  
 "esc" - bypass cut scenes (where applicable)  
 . (period) - skips text speech  
 f1 or f5 - save/load game  
 f8 - restart game  
 ctrl-c or alt-x - quit (without saving)  
 ctrl-v - displays the version number  
 spacebar - pause game

## Our Game Design Philosophy

We believe that you buy games to be entertained, not to be whacked over the head every time you make a mistake. So we don't bring the game to a screeching halt when you poke your nose into a place you haven't visited before. Unlike conventional computer adventures, you won't find yourself accidentally stepping off a path, or

dying because you've picked up a sharp object.

We think you'd prefer to solve the game's mysteries by exploring and discovering, not by dying a thousand deaths. We also think you like to spend your time involved in the story, not typing in synonyms until you stumble upon the computer's word for a certain object.



## A Few Helpful Hints

Pick up everything you can. Odds are, at some point all those strange things will serve some purpose.

If you get stuck and can't figure out how to proceed, try looking through all the items you've found and thinking about how each one might be used (perhaps with yet another item in your inventory). Think about the places you've gone, and the people you've met. Chances are, there will be a connection that will put you back on track.

If you want to speed up game play, you can order a hint book from LucasArts Entertainment Company. In the United States and Canada: 1-800-STAR-WARS (1-800-782-7927).

If you want to access our automated hint line, call 1-900-740-JEDI (1-900-740-5334) in the United States only. The cost is 75¢ per minute. If you're under 18, first get your parent's or guardian's permission.

If you need technical assistance, refer to the Troubleshooting Guide on your reference card or call 1-415-721-3333. We're sorry, but absolutely no hints can be given on this line.

## Using Binoculars

Any good detective should know how to use binoculars, especially the electric kind you find in tourist hangouts. You never know when you will want to



track down a miscreant in a Winnebago. Once you have made sure that the binoculars are in good operating condition, look through them. You will see a needle like the one under the screen picture below. When the needle is at dead center, the binoculars will stop. You can speed up or slow down the binoculars by using the right or left mouse buttons. Click on the right or left side of the needle to switch direction. Happy peeping!

## But Wait! That's Not All... Perceptive Crimestompers Discover Hidden Games!!!

Because Sam & Max believe crimestomping should be fun, as an extra added additional bonus at no extra added additional charge, we have



included a decorative assortment of entertaining mini-games. Here are some instructions and hints for these added diversions. Press "Q" to quit any mini-game.

### WAK-A-RAT™

At the carnival Experienced rat-whackers know to click on the hole as the rat is on the way up, not down. 20 rats whacked win you a keen prize!

### HIWAY SURFIN'™

Southwest corner of map

Use the right mouse button to change lanes, the left mouse button to jump. Jump as many highway signs as possible. Scoring is 5 points for jumping over a sign. If Max jumps off the top of a sign he gets 20 points. If he jumps off several signs in a row, 20 points are added with each new sign, (40 for the second, 60 for the third, etc.) Crashing into them loses time for Max.

### GATOR GOLF™


Southeast corner of map

There are two ways to play this game. One is to use golf balls to hit the various targets on the miniature golf course and see what happens. Click with "use" icon on the ball bucket and your cursor should become crosshairs. Your cursor becomes a golf flag anytime it's in an area Sam can hit with a golf ball. Move the flag where you want the ball to land, then left click. Now click on the "swing" button.

ARE YOU GETTING ALL THIS DOWN, MAX?



I'M STILL TRYING TO FIGURE OUT WHERE MY BODY WENT!




With the other variation, you are trying to attract gators for a specific purpose. Here you must provide your own gator lure, and use the golf flag to select a spot in front of the gators where you want them to swim. Otherwise, game play is exactly the same.

### CAR BOMB™ Snuckey's spin rack

This game is played just like that stupid strategy board game you used to play with your kid brother. First click on a car and drag it over to the





THEY'RE LIKE  
SIPPING A SLUSHEE  
TOO FAST FOR HOURS  
ON END!

lefhthand grid on the bottom. Cars can be rotated 90° by clicking the right mouse button. Place the rest of your cars in the same manner. You also have trampolines to place. These are single squares that are "parked" in the same area as your cars, and, when placed, will bounce your opponent's bombs back to their home territory. Now pick your bombs—either the conventional bombs to the left which take out one square, or one of the two nukes on the right, that take out nine squares. Place your bombs on the top grid where you think Max's cars are.

#### SAM & MAX DRESS-UP BOOK™ Snuckey's spin rack

Here are lovable but naked Sam & Max, waiting for YOU to provide them with their new wardrobes. Click on either the left or right arrows, then click on the wardrobe item(s) you want Sam or Max to wear. Click on the arrow again to see how they look. If you want to change clothes, click again on the item of wardrobe you wish to discard, then pick out your new clothes.

#### MAX'S WAX PAINT BY NUMBERS BOOK™ Snuckey's spin rack

Click once to see Max's crayon box. Move the crayon's tip over the color you want to use, then click to select that color. Now move your crayon to the area you want to color, and click there. If you want to move the box to reveal other parts of the picture, click on the center of the box to turn it into an icon, then move the icon to a new part of the picture. Click on the crayon lid to quit. Continue the coloring process until you have created a masterpiece, then frame your monitor, take it to a gallery and sell it for BIG BUCKS! (Sam & Max make no guarantee as to the marketability of such a dubious item. In fact, they think it's a dumb idea.)



Game Designed by Sean Clark,  
Mike Stemmler, Steve Purcell, and  
Collette Michaud  
Based on Characters Created  
by Steve Purcell  
Programmed by Sean Clark, Mike Stemmler,  
Livia Mackin, and Jonathan Ackley  
Lead Background Artist: Peter Chan  
Background Art: Peter Chan, Paul Mica,  
Steve Purcell, and Lela Dowling  
Animators: Lela Dowling, Jesse Clark,  
Collette Michaud, Steve Purcell, and Larry  
Ahern  
Art Technicians: Mike Levine and Jesse Clark  
3D Art: Ron Lussier and Ralph Gerth  
Music by Clint Bajakian, Peter McConnell,  
and Michael Z. Land  
Digital Effects Editing by Jonathan Ackley  
Lead Tester: Jo "Captain Tripps" Ashburn  
Testing Supervisor: Mark Cartwright  
Testing by Chip Hinnenberg, Brett Tosti, Dan  
Connors, Wayne Cline, Matt Forbush,  
Dana Fong, Chris Snyder and Doyle  
Gilstrap  
SCUMM Story System by Ron Gilbert, Aric  
Wilmunder, Brad P. Taylor, Vince Lee,  
Sean Clark, and Mike Stemmler  
iMUSE™ Music System by Michael Z. Land  
and Peter McConnell  
Voices Produced and Directed by  
Tamlynn Barra  
Voice Technology by Aric Wilmunder  
Produced and Directed by Sean Clark and  
Mike Stemmler  
Product Marketing Manager:  
Barbara Gleason  
Public Relations by Sue Seserman and  
Camela Boswell  
Product Support Manager: Khrist Brown  
Product Support by Mara Kaehn, Tabitha  
Tosti, Jason Deadrich, Andrew Nelson, and  
Lleslle Aclaro  
International Administrator: Lisa Star  
Administrative Support by Debbie  
Epidendio, Dawn Yamada, Lori Beck, Judy  
Allen, Christin Buhlig, and Amanda  
Neuhoff  
Distribution Manager: Meredith Cahill  
Package Design by Steve Purcell and  
Moore & Price  
Illustrated by Steve Purcell  
Manual Written by  
Jo "Captain Tripps" Ashburn  
Manual Design by Mark Shepard  
Print Production by Carolyn Knutson  
Special thanks to George Lucas  
This manual assumes that you are using a  
joystick or mouse. See your reference card  
for keyboard equivalents.

We have your fingerprints, DNA scan and urine sample on a CD,  
so don't even contemplate giving this game away....



## CUSTOMER SUPPORT

Before contacting customer support, please consult the technical help file. It contains the answers to some of our most frequently asked questions and may quickly and easily provide a solution to your difficulty. If after reviewing the technical help file you are still experiencing problems, please feel free to contact us through any of the online services listed.

In order to assist us when dealing with your difficulty, please have the following information ready when you call or attach it to your email to support@activision.co.uk.

1. Complete product title.
2. Exact error message reported (if any) and a brief description of the problem.
3. A copy of your Direct X Diagnostics report. To access this go to Start → Run and type dxdiag c:dxdiag.txt and press ENTER. The report will be found in your My Computer C: drive.

If you are experiencing difficulty with the multiplayer or online portion of the product, please assist us by having the following additional information ready when you call.

If you are using a modem:

1. What kind of modem is on each end (brand, model, speed, internal or external)?
2. Do you have more than one modem?
3. On which port is each configured?
4. Does Hyperterminal (or any other terminal program) work with your modem? This is an easy way to test whether or not your modem is configured correctly.
5. At what speed are you connecting?
6. Have you made sure data compression, error detection, and flow control is turned OFF? Refer to your modem's manual to do this.

If using an external modem:

1. What kind of serial card is being used?
2. Do you have a seven-wire serial cable?

If you are on a LAN:

1. Can you see other computers on the network?
2. What is your network configuration?
3. What brand of network card do you have?
4. What network software are you running? What version number?

Online Services with Activision Forums, E-Mail and File Library Support

For support via the web please visit <http://www.activision.com/support> or e-mail support@activision.co.uk

## CUSTOMER AND TECHNICAL SUPPORT IN EUROPE

For Customer Support you can contact Activision in the UK on +44 (0)990 143 525 between the hours of 8.00am and 7.00pm (UK time) Monday to Friday with the exception of holidays.

For Technical Support, please contact: + 44 (0)870 2412148 between the hours of 8:00am and 7:00pm (UK time) Monday to Friday and Saturdays 8:00am to 5:00pm with the exceptions of holidays.

## Your calls may be monitored

For Technical Support and Customer Service in areas not listed, please contact your local distributor or Activision via online. (Please note the online support is available in English only).



## SOFTWARE LICENSE AGREEMENT

IMPORTANT - READ CAREFULLY: USE OF THIS PROGRAM IS SUBJECT TO THE SOFTWARE LICENSE TERMS SET FORTH BELOW. "PROGRAM" INCLUDES THE SOFTWARE INCLUDED WITH THIS AGREEMENT, THE ASSOCIATED MEDIA, ANY PRINTED MATERIALS, AND ANY ON-LINE OR ELECTRONIC DOCUMENTATION, AND ANY AND ALL COPIES AND DERIVATIVE WORKS OF SUCH SOFTWARE AND MATERIALS. BY OPENING THIS PACKAGE, INSTALLING, AND/OR USING THE PROGRAM, YOU ACCEPT THE TERMS OF THIS LICENSE WITH ACTIVISION, INC. ("ACTIVISION"). LIMITED USE LICENSE. Activision grants you the non-exclusive, non-transferable, limited right and license to install and use one copy of this Program solely and exclusively for your personal use. All rights not specifically granted under this Agreement are reserved by Activision. This Program is licensed, not sold. Your license confers no title or ownership in this Program and should not be construed as a sale of any rights in this Program.

## OWNERSHIP

All title, ownership rights and intellectual property rights in and to this Program and any and all copies thereof (including but not limited to any titles, computer code, themes, objects, characters, character names, stories, dialog, catch phrases, locations, concepts, artwork, animation, sounds, musical compositions, audio-visual effects, methods of operation, moral rights, any related documentation, and "applets" incorporated into this Program) are owned by Activision or its licensors. This Program is protected by the copyright laws of the United States, international copyright treaties and conventions and other laws. This Program contains certain licensed materials and Activision's licensors may protect their rights in the event of any violation of this Agreement.

## YOU SHALL NOT:

- Exploit this Program or any of its parts commercially, including but not limited to use at a cyber cafe, computer gaming centre or any other location-based site. Activision may offer a separate Site License Agreement to permit you to make this Program available for commercial use; see the contact information below.
- Use this Program, or permit use of this Program, on more than one computer, computer terminal, or workstation at the same time.
- Make copies of this Program or any part thereof, or make copies of the materials accompanying this Program.
- Copy this Program onto a hard drive or other storage device; you must run this Program from the included CD-ROM (although this Program itself may automatically copy a portion of this Program onto your hard drive during installation in order to run more efficiently).
- Use the program, or permit use of this Program, in a network, multi-user arrangement or remote access arrangement, including any online use, except as otherwise explicitly provided by this Program.
- Sell, rent, lease, license, distribute or otherwise transfer this Program, or any copies of this Program, without the express prior written consent of Activision.
- Reverse engineer, derive source code, modify, decompile, disassemble, or create derivative works of this Program, in whole or in part.
- Remove, disable or circumvent any proprietary notices or labels contained on or within the Program.

- Export or re-export this Program or any copy or adaptation in violation of any applicable laws or regulations. By using this Program you are warranting that you are not a "foreign person," as defined by U.S. government regulations, or under the control of a foreign person.

## ACTIVISION LIMITED 90-DAY WARRANTY

Activision warrants to the original consumer purchaser of this computer software product that the recording medium on which the software program is recorded will be free from defects in material and workmanship for 90 days from the date of purchase. If the recording medium is found defective within 90 days of original purchase, ACTIVISION agrees to replace, free of charge, any product discovered to be defective within such period upon receipt at its Factory Service Centre of the product, postage paid, with proof of date of purchase, as long as the program is still being manufactured by ACTIVISION. In the event that the program is no longer available, ACTIVISION retains the right to substitute a similar product of equal or greater value.

This warranty is limited to the recording medium containing the software program originally provided by ACTIVISION and is not applicable to normal wear and tear. This warranty shall not be applicable and shall be void if the defect has arisen through abuse, mistreatment, or neglect. Any implied warranties applicable to this product are limited to the 90-day period described above.

EXCEPT AS SET FORTH ABOVE, THIS WARRANTY IS IN LIEU OF ALL OTHER WARRANTIES, WHETHER ORAL OR WRITTEN, EXPRESS OR IMPLIED, INCLUDING ANY WARRANTY OF MERCHANTABILITY OR FITNESS FOR A PARTICULAR PURPOSE, AND NO OTHER REPRESENTATION OR CLAIMS OF ANY KIND SHALL BE BINDING ON OR OBLIGATE ACTIVISION. IN NO EVENT WILL ACTIVISION BE LIABLE FOR SPECIAL, INCIDENTAL, OR CONSEQUENTIAL DAMAGE RESULTING FROM POSSESSION, USE OR MALFUNCTION OF THIS PRODUCT, INCLUDING DAMAGE TO PROPERTY AND, TO THE EXTENT PERMITTED BY LAW, DAMAGES FOR PERSONAL INJURY, EVEN IF ACTIVISION HAS BEEN ADVISED OF THE POSSIBILITY OF SUCH DAMAGES. SOME STATES DO NOT ALLOW LIMITATIONS ON HOW LONG AN IMPLIED WARRANTY LASTS AND/OR THE EXCLUSION OR LIMITATION OF INCIDENTAL OR CONSEQUENTIAL DAMAGES, SO THE ABOVE LIMITATIONS AND/OR EXCLUSION OR LIMITATION OF LIABILITY MAY NOT APPLY TO YOU. THIS WARRANTY GIVES YOU SPECIFIC LEGAL RIGHTS, AND YOU MAY HAVE OTHER RIGHTS WHICH VARY FROM STATE TO STATE.

When returning merchandise for replacement please send the original product disks only in protective packaging and include:

1. A photocopy of your dated sales receipt
2. Your name and return address, typed or clearly printed
3. A brief note describing the defect, the problem(s) you encountered and the system on which you are running the product
4. If you are returning the product after the 90-day warranty period, but within one year after the date of purchase, please include a cheque or money order for \$10 U.S. (£10.00 for Europe) currency per CD or floppy disk replacement

Note: Certified mail is recommended.

IN EUROPE SEND TO:

WARRANTY REPLACEMENTS

ACTIVISION (UK) Ltd., Parliament House, St Laurence Way, Slough, Berkshire, SL1 2BW, United Kingdom.  
Disc Replacement: +44 (0)990 143 525

LIMITATION ON DAMAGES. IN NO EVENT WILL ACTIVISION OR ITS LICENSORS BE LIABLE FOR SPECIAL, INCIDENTAL OR CONSEQUENTIAL DAMAGES RESULTING FROM POSSESSION, USE OR MALFUNCTION OF THE PROGRAM, INCLUDING DAMAGES TO PROPERTY, LOSS OF GOODWILL, COMPUTER FAILURE OR MALFUNCTION AND, TO THE EXTENT PERMITTED BY LAW, DAMAGES FOR PERSONAL INJURIES, EVEN IF ACTIVISION OR ITS LICENSORS HAVE BEEN ADVISED OF THE POSSIBILITY OF SUCH DAMAGES. ACTIVISION'S LIABILITY SHALL NOT EXCEED THE ACTUAL PRICE PAID FOR THE LICENSE TO USE THIS PROGRAM. SOME STATES/COUNTRIES DO NOT ALLOW LIMITATIONS ON HOW LONG AN IMPLIED WARRANTY LASTS AND/OR THE EXCLUSION OR LIMITATION OF INCIDENTAL OR CONSEQUENTIAL DAMAGES, SO THE ABOVE LIMITATIONS AND/OR EXCLUSION OR LIMITATION OF LIABILITY MAY NOT APPLY TO YOU. THIS WARRANTY GIVES YOU SPECIFIC LEGAL RIGHTS, AND YOU MAY HAVE OTHER RIGHTS WHICH VARY FROM JURISDICTION TO JURISDICTION. TERMINATION. Without prejudice to any other rights of Activision, this Agreement will terminate automatically if you fail to comply with its terms and conditions. In such event, you must destroy all copies of this Program and all of its component parts.

U.S. GOVERNMENT RESTRICTED RIGHTS. The Program and documentation have been developed entirely at private expense and are provided as "Commercial Computer Software" or "restricted computer software." Use, duplication or disclosure by the U.S. Government or a U.S. Government subcontractor is subject to the restrictions set forth in subparagraph (c)(1)(i) of the Rights in Technical Data and Computer Software clauses in DFARS 252.227-7013 or as set forth in subparagraph (c)(1) and (2) of the Commercial Computer Software Restricted Rights clauses at FAR 52.227-19, as applicable. The Contractor/Manufacturer is Activision, Inc., 3100 Ocean Park Boulevard, Santa Monica, California 90405.

INJUNCTION. Because Activision and its licensors would be irreparably damaged if the terms of this Agreement were not specifically enforced, you agree that Activision and its licensors shall be entitled, without bond, other security or proof of damages, to appropriate equitable remedies with respect to breaches of this Agreement, in addition to such other remedies as Activision and its licensors may otherwise have under applicable laws.

INDEMNITY. You agree to indemnify, defend and hold Activision, its partners, affiliates, contractors, officers, directors, employees, licensors and agents harmless from all damages, losses and expenses arising directly or indirectly from your acts and omissions to act in using the Product pursuant to the terms of this Agreement

MISCELLANEOUS. This Agreement represents the complete agreement concerning this license between the parties and supersedes all prior agreements and representations between them. It may be amended only by a writing executed by both parties. If any provision of this Agreement is held to be unenforceable for any reason, such provision shall be reformed only to the extent necessary to make it enforceable and the remaining provisions of this Agreement shall not be affected. This Agreement shall be construed under California law as such law is applied to agreements between California residents entered into and to be

performed within California, except as governed by federal law and you consent to the exclusive jurisdiction of the state and federal courts in Los Angeles, California. If you have any questions concerning this license, you may contact Activision at 3100 Ocean Park Boulevard, Santa Monica, California 90405, • (310) 255-2000, Attn. Business and Legal Affairs, legal@activision.com.

This is a work of fiction. All of the characters and events portrayed in this game are fictional. Any resemblance to real persons, living or dead, or actual events, is purely coincidental.

© 1993, 2002 LucasArts Entertainment Company LLC. All rights reserved. LucasArts and the LucasArts logo are registered trademarks of Lucasfilm Ltd. Sam & Max is a trademark of Steve Purcell. iMUSE, and the iMUSE logo are trademarks or registered trademarks of LucasArts Entertainment Company LLC. iMUSE U.S. Patent No. 5,315,057.